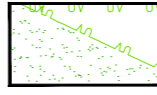
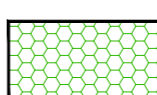
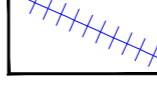
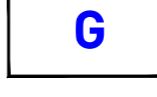

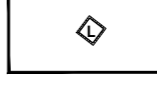
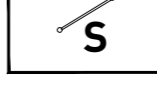
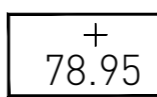

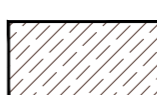
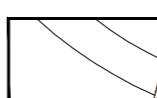
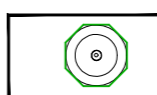
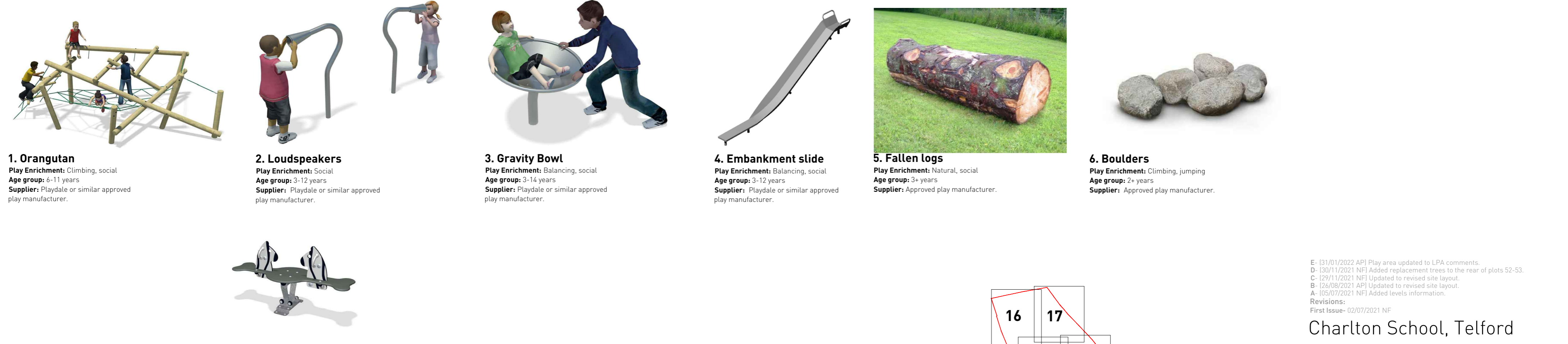


**KEY - PLAY AREA**

-  **POS soft landscape proposals**  
Refer to the latest revisions of Pegasus Landscape Design drawings: P21-0372\_16-22 for further details.
-  **PLAY AREA SCHEDULE**  
**Reinforced grass safety surfacing**  
Play manufacturers to detail in accordance with EN 1176.
-  **Play area boundary fence**  
1.0m high bow top railing system finished in black RAL colour. To be manufactured from mild steel. Fencing in accordance with RoSPA guidelines and BS EN 1176.
-  **Play area pedestrian gate**  
1.20m wide pedestrian self closing gate. Gate to open outwards and finished in bright yellow RAL colour to aid partially sighted users.
-  **Maintenance access gate**  
1.2m high Contour Std bow top single leaf lockable gate, supplied by HERAS UK fencing systems or similar approved. Gate 3.08m wide for maintenance access and finished in black RAL colour. Gate to open inwards away from highway with drop kerb access and locked.
-  **Litter bin**  
Ref: BX45 2594 'Derby Slimline' 90L perforated litter bin, coated in green as supplied by Broxap or similar approved.
-  **Play area signage**  
Possible location for play area signage. Sign to be supplied and erected stating that the play area is a 'Dog Free' zone and any other information required. Exact wording to be agreed with the Local Planning Authority.
-  **Proposed levels**  
Refer to Drainage & Levels Appraisal drawing '21028 001-002' for further information.
-  **Bench seating**  
Ref: BX17 40001T 'Roslin Bench' (supplied in black) mild steel, timber slat version, as supplied by Broxap or similar approved. Bench to be installed with submerged fixing set in concrete footings to manufacturers specification.
-  **Timber bench**  
Bespoke timber bench to be designed and supplied by a reputable street furniture manufacturer.
-  **Bespoke slide**  
Bespoke, stainless steel wide embankment slide to be designed and supplied by a reputable play manufacturer. Level change: 1.7m.
-  **Play equipment schedule**
  1. Orangutan (JC/DRA/S)  
Laminated timber poles with steel fixings. Climbing frame supplied by Playdale or similar approved play manufacturer.
  2. Loudspeakers (CLS)  
Stainless steel loudspeakers supplied by Playdale or similar approved play manufacturer.
  3. Gravity Bowl (CGBL)  
Stainless steel balancing bowl supplied by Playdale or similar approved play manufacturer.
  4. Embankment slide (ESL)  
2.5m level change embankment slide to be supplied by Playdale or similar play manufacturer.
  5. Fallen logs  
Softwood tree trunk (for clambering and balancing) to be trimmed and prepared so that they are safe to be used by the public. Horizontal tree trunks to be between 400-800mm diameter and secured into the ground to provide a balancing play feature/informal seating. Trunks to range in length between 1200-1800mm in length. Supplied and installed to an approved play manufacturer's specification.
  6. Boulders (informal seating)  
Caledonian glacial play boulders supplied by Playdale or similar approved play manufacturer.
  7. Caterpillar Range - Twirly (CAT/TW)  
Stainless steel slide & tunnel supplied by Playdale or similar approved play manufacturer.
  8. Zebra Seesaw (M19S)  
Supplied by Kompan or similar approved play manufacturer.

All play equipment and layout proposals to be specified in accordance with the requirements set out under BS EN 1176 and the Disability Discrimination Act. Following the agreement of play equipment and the general arrangement the selected manufacturer's details will be submitted to the local council for approval along with the finalised proposals and accompanying certificates and details.

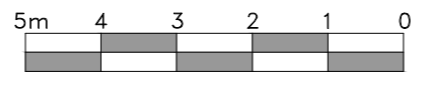



- 1. Orangutan**  
Play Enrichment: Climbing, social  
Age group: 6-11 years  
Supplier: Playdale or similar approved play manufacturer.
- 2. Loudspeakers**  
Play Enrichment: Social  
Age group: 3-12 years  
Supplier: Playdale or similar approved play manufacturer.
- 3. Gravity Bowl**  
Play Enrichment: Balancing, social  
Age group: 3-14 years  
Supplier: Playdale or similar approved play manufacturer.
- 4. Embankment slide**  
Play Enrichment: Balancing, social  
Age group: 3-12 years  
Supplier: Playdale or similar approved play manufacturer.
- 5. Fallen logs**  
Play Enrichment: Natural, social  
Age group: 3+ years  
Supplier: Approved play manufacturer.
- 6. Boulders**  
Play Enrichment: Climbing, jumping  
Age group: 2+ years  
Supplier: Approved play manufacturer.
- 7. Twirly**  
Play Enrichment: Climbing, sliding, social  
Age group: 9 months - 3 years  
Supplier: Playdale or similar approved play manufacturer.
- 8. Seesaw**  
Play Enrichment: Balance, Rock and Social  
Age group: 1+ years  
Supplier: Kompan or similar approved play manufacturer.

E: (31/01/2022 AP) Play area updated to LPA comments.  
D: (30/11/2021 NF) Added replacement trees to the rear of plots 52-53.  
C: (29/11/2021 NF) Updated to revised site layout.  
B: (26/05/2021 AP) Updated to revised site layout.  
A: (05/07/2021 NF) Added levels information.  
Revisions:  
First Issue: 02/07/2021 NF

**Charlton School, Telford**  
**Detailed Play Space Proposals**  
Drawing Ref: P21-0372\_23-E  
Client: Vistry Partnerships

Date : 02/07/2021  
Drawn by : NF  
Checked by : AP  
Scale : 1 : 100 @ A1



**SHEET LOCATION PLAN**  
NTS

